NielsenIQ

Supermercati + Ipermercati - Totale prodotti biologici Peso Imposto

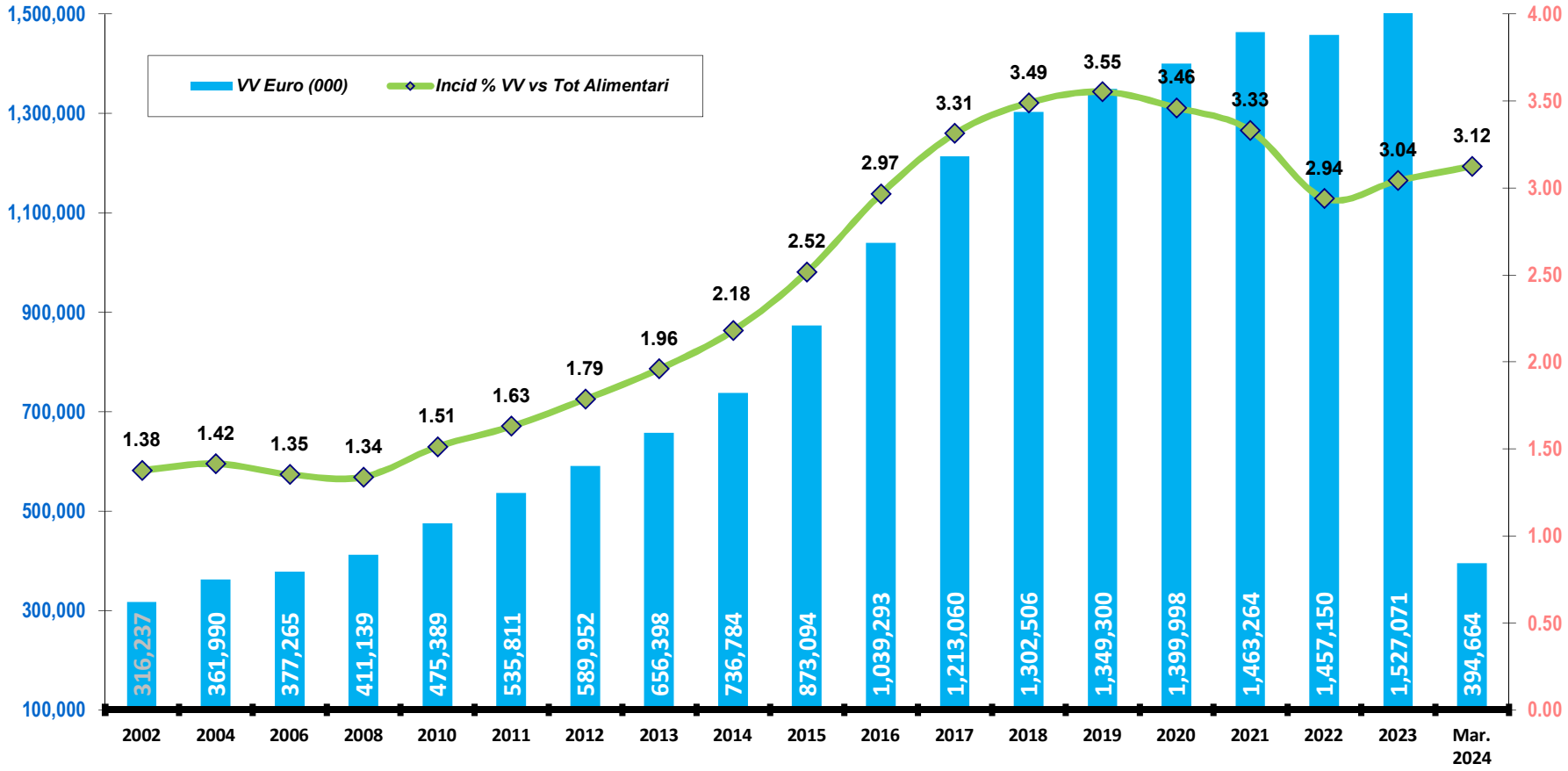

NielsenIQ

Supermercati + Ipermercati - Totale prodotti biologici Peso Imposto

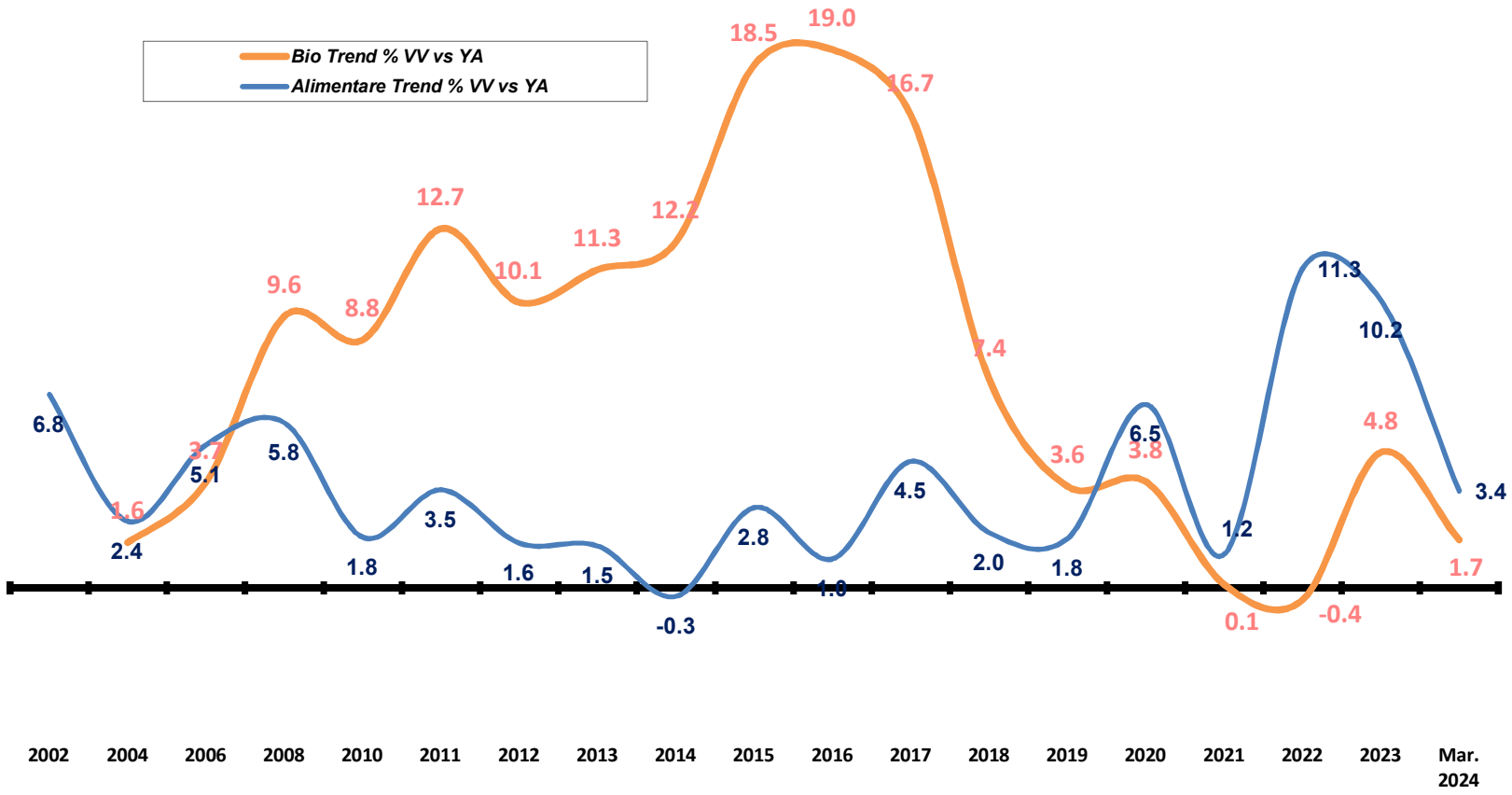

NielsenIQ

Supermercati + Ipermercati - Totale prodotti biologici Peso Imposto

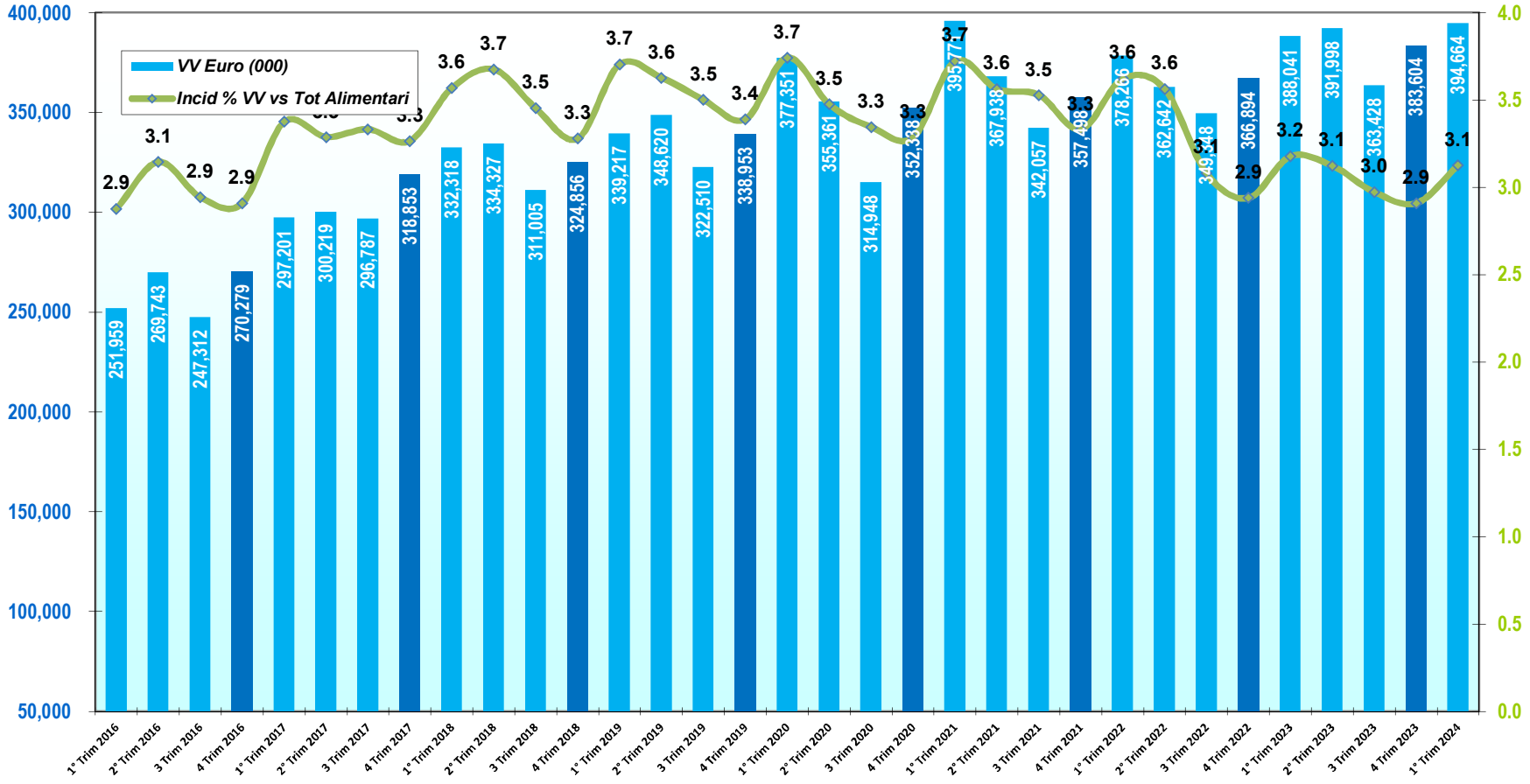

NielsenIQ

Supermercati + Ipermercati - Totale prodotti biologici Peso Imposto

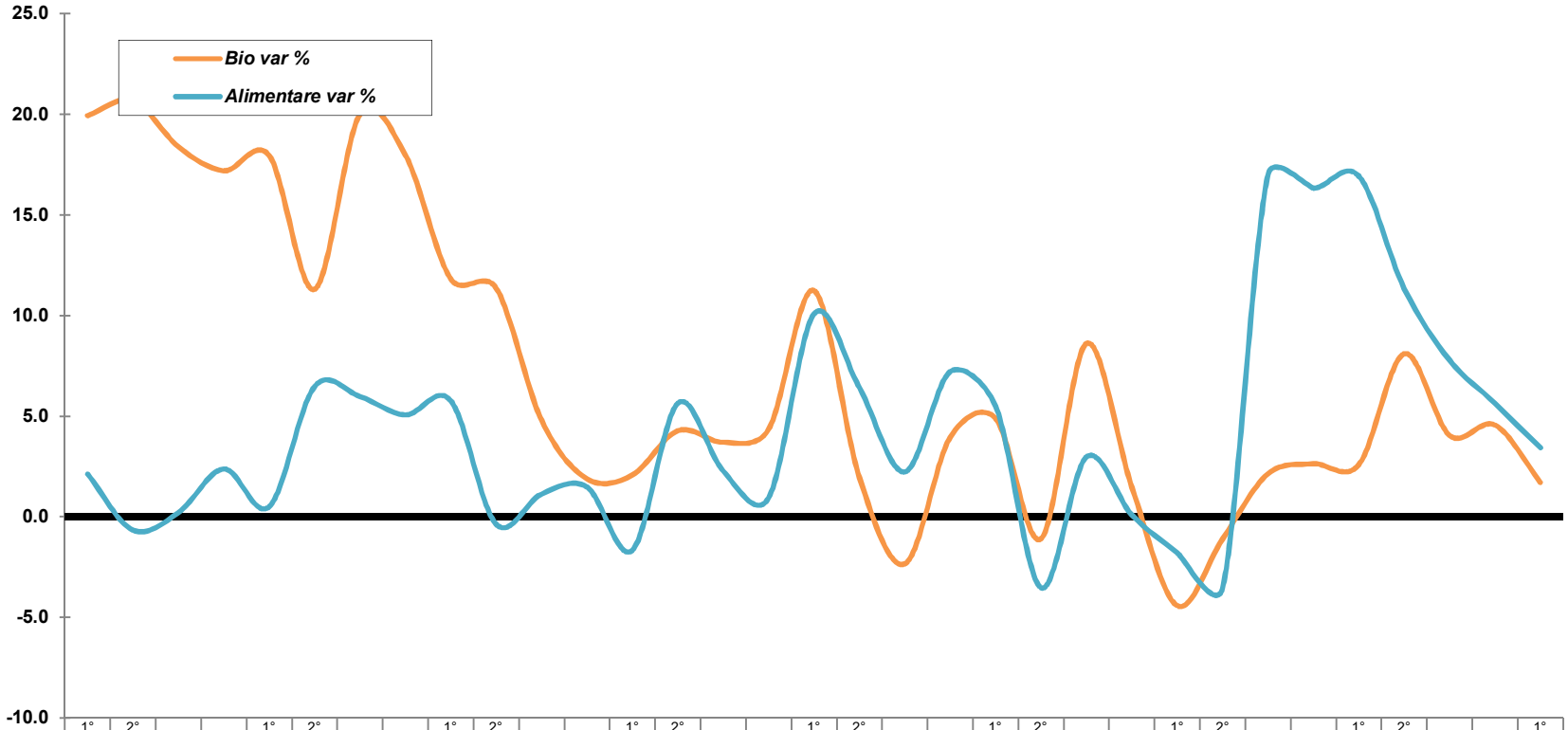

	1° Trim 2016	2° Trim 2016	3 Trim 2016	4 Trim 2016	1° Trim 2017	2° Trim 2017	3 Trim 2017	4 Trim 2017	1° Trim 2018	2° Trim 2018	3 Trim 2018	4 Trim 2018	1° Trim 2019	2° Trim 2019	3 Trim 2019	4 Trim 2019	1° Trim 2020	2° Trim 2020	3 Trim 2020	4 Trim 2020	1° Trim 2021	2° Trim 2021	3 Trim 2021	4 Trim 2021	1° Trim 2022	2° Trim 2022	3 Trim 2022	4 Trim 2022	1° Trim 2023	2° Trim 2023	3 Trim 2023	4 Trim 2023	1° Trim 2024
Bio var %	19.9	20.7	18.4	17.2	18.0	11.3	20.0	18.0	11.8	11.4	4.8	1.9	2.1	4.3	3.7	4.3	11.2	1.9	-2.3	3.9	4.9	-1.1	8.6	1.5	-4.4	-1.1	2.1	2.6	2.6	8.1	4.0	4.6	1.7
Alimentare var %	2.1	-0.7	0.2	2.4	0.5	6.5	6.0	5.1	5.8	-0.4	1.1	1.5	-1.7	5.6	2.3	0.9	10.1	6.4	2.2	7.2	5.5	-3.5	3.0	0.1	-1.8	-3.5	17.0	16.3	16.9	11.3	7.8	5.6	3.4