NielsenIQ

# Supermercati + Ipermercati - Totale prodotti biologici Peso Imposto

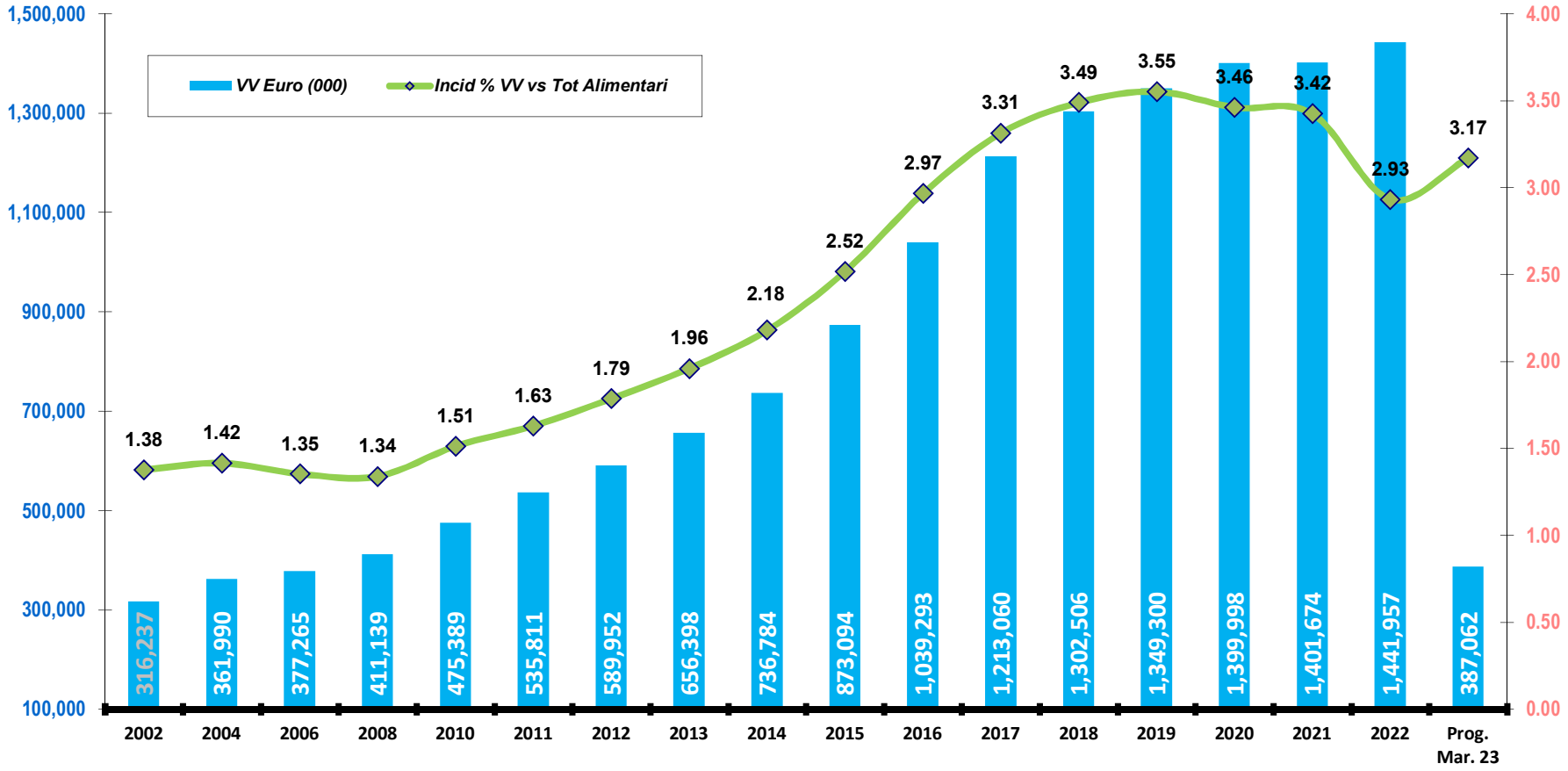

# Supermercati + Ipermercati - Totale prodotti biologici Peso Imposto

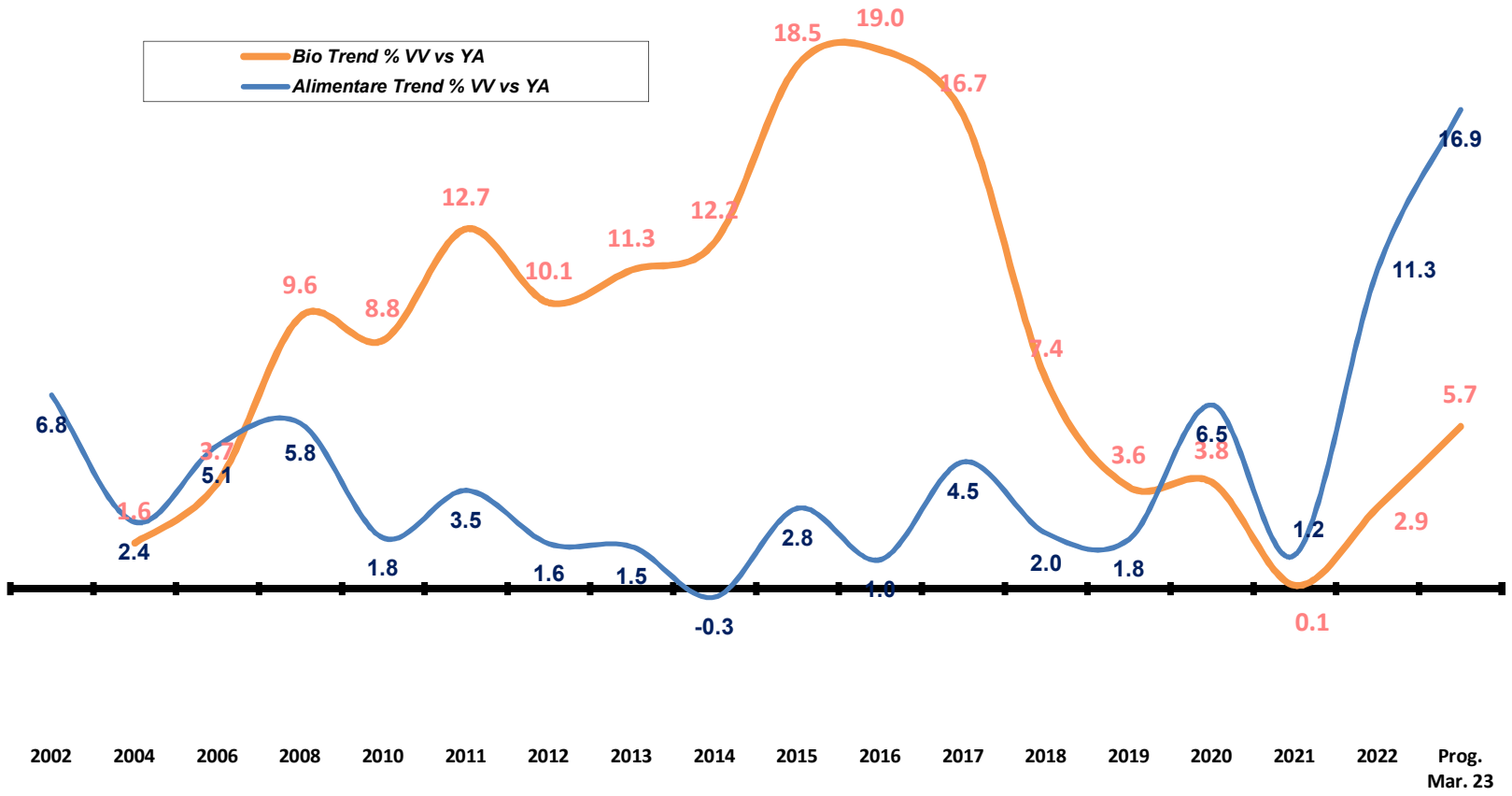

NielsenIQ

# Supermercati + Ipermercati - Totale prodotti biologici Peso Imposto

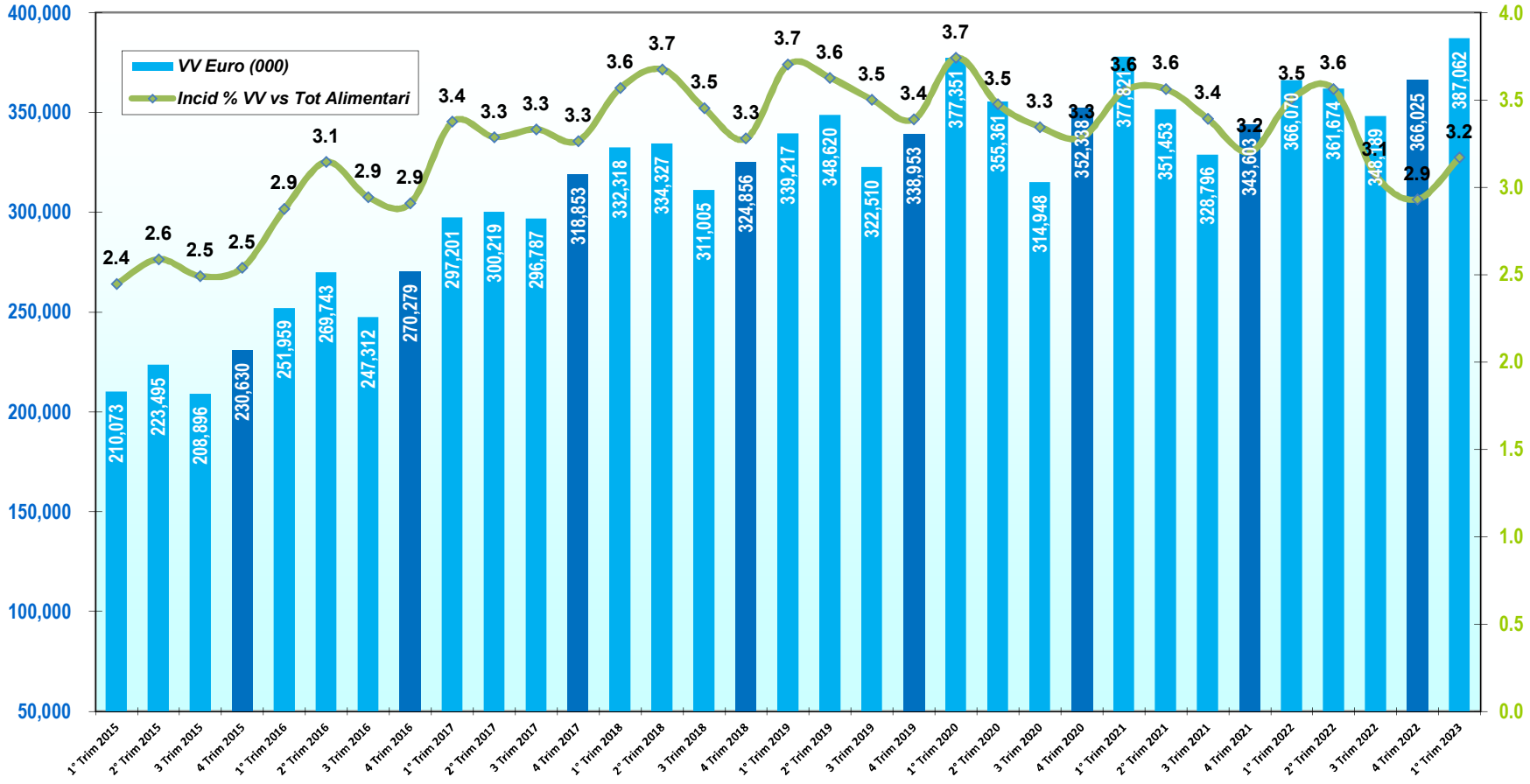

NielsenIQ

# Supermercati + Ipermercati - Totale prodotti biologici Peso Imposto

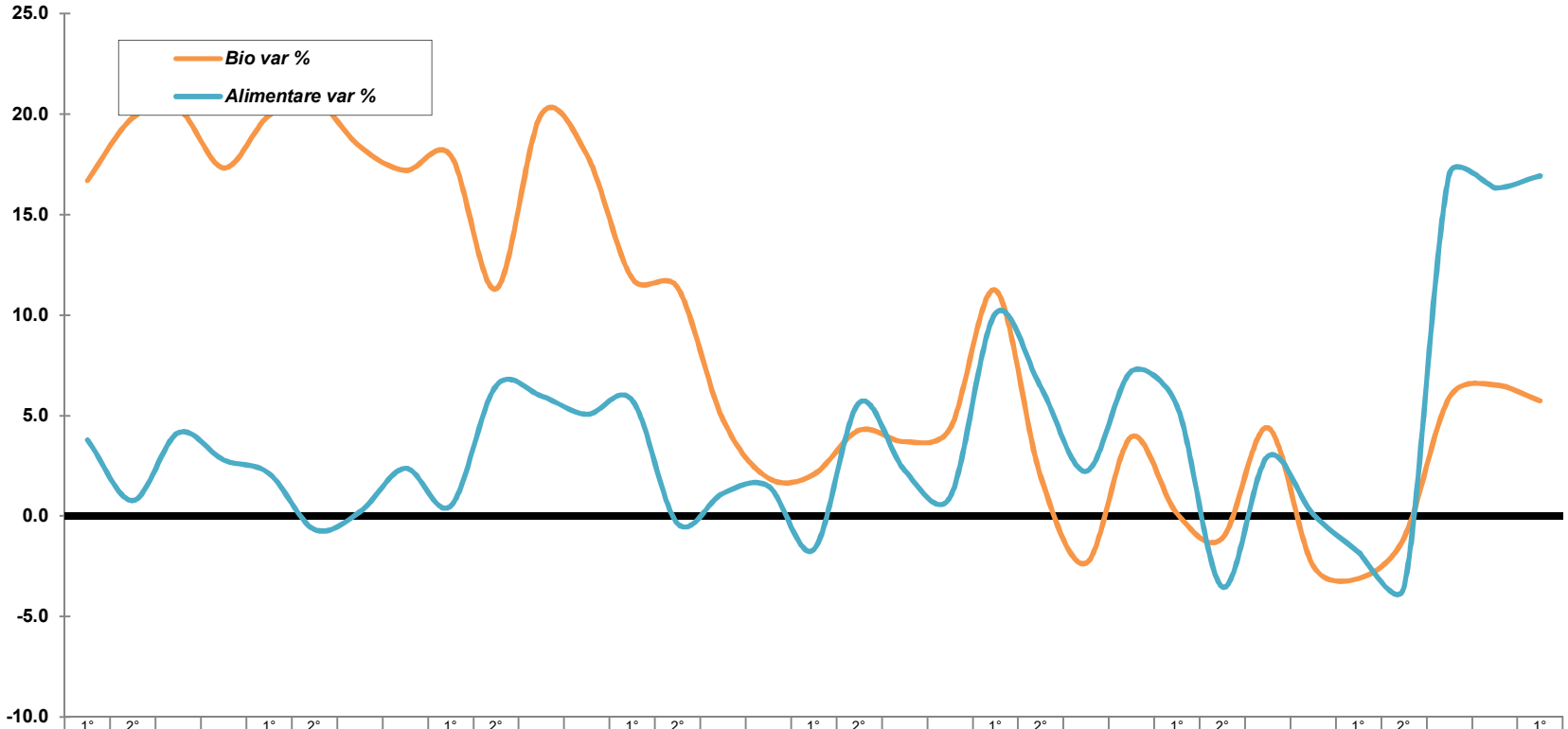


| | 1° Trim 2015 | 2° Trim 2015 | 3 Trim 2015 | 4 Trim 2015 | 1° Trim 2016 | 2° Trim 2016 | 3 Trim 2016 | 4 Trim 2016 | 1° Trim 2017 | 2° Trim 2017 | 3 Trim 2017 | 4 Trim 2017 | 1° Trim 2018 | 2° Trim 2018 | 3 Trim 2018 | 4 Trim 2018 | 1° Trim 2019 | 2° Trim 2019 | 3 Trim 2019 | 4 Trim 2019 | 1° Trim 2020 | 2° Trim 2020 | 3 Trim 2020 | 4 Trim 2020 | 1° Trim 2021 | 2° Trim 2021 | 3 Trim 2021 | 4 Trim 2021 | 1° Trim 2022 | 2° Trim 2022 | 3 Trim 2022 | 4 Trim 2022 | 1° Trim 2023 |
|---|---|---|---|---|---|---|---|---|---|---|---|---|---|---|---|---|---|---|---|---|---|---|---|---|---|---|---|---|---|---|---|---|---|
| Bio var % | 16.7 | 19.8 | 20.3 | 17.3 | 19.9 | 20.7 | 18.4 | 17.2 | 18.0 | 11.3 | 20.0 | 18.0 | 11.8 | 11.4 | 4.8 | 1.9 | 2.1 | 4.3 | 3.7 | 4.3 | 11.2 | 1.9 | -2.3 | 3.9 | 0.1 | -1.1 | 4.4 | -2.5 | -3.1 | -1.1 | 5.9 | 6.5 | 5.7 |
| Alimentare var % | 3.8 | 0.8 | 4.1 | 2.8 | 2.1 | -0.7 | 0.2 | 2.4 | 0.5 | 6.5 | 6.0 | 5.1 | 5.8 | -0.4 | 1.1 | 1.5 | -1.7 | 5.6 | 2.3 | 0.9 | 10.1 | 6.4 | 2.2 | 7.2 | 5.5 | -3.5 | 3.0 | 0.1 | -1.8 | -3.5 | 17.0 | 16.3 | 16.9 |